



**Liebert®**

ITA2™ UPS

5-20kVA

Compact, Efficient & Robust UPS

For Critical Applications



# WE ARE VERTIV

Vertiv, formerly Emerson Network Power, designs, builds, and services mission critical technologies that enable vital applications for data centers, communication networks, and commercial & industrial environments.

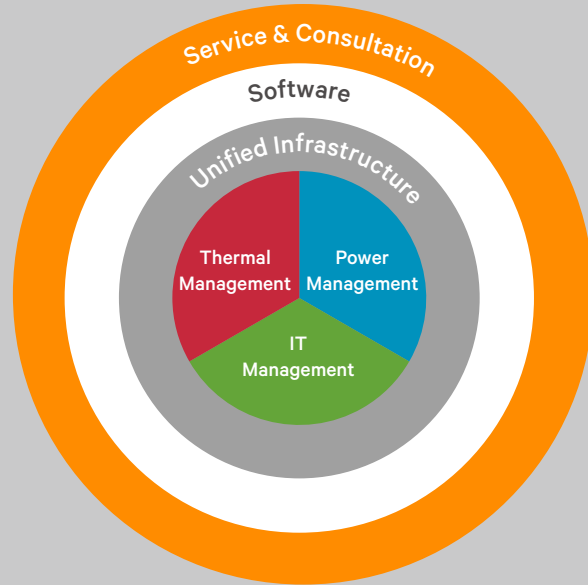


We support today's growing mobile and cloud computing markets with our portfolio of power, thermal and infrastructure management products, software and solutions, all complemented by our extensive global service network.

We help strengthen the world's most vital applications by bringing together global reach and local knowledge, and our decades-long heritage, including brands like Chloride, Liebert, NetSure, and Trellis.

## Vertiv Your Vision, our Passion

*With a unique combination of industry expertise, technology, and resources, our mission is to support and power mission-critical technologies that drive possibility.*



### Chloride®

Our global industrial power solutions meet the most demanding technical specifications and provide safe, reliable power- no matter the challenge

### Liebert®

Our global power and thermal management solutions are some of the world's most efficient and reliable power and cooling technologies

### NetSure™

Our global intelligently engineered DC power systems deliver high availability, energy efficiency and scalability for converged networks

### Trellis™

Our industry-leading software gives customers an integrated view of operations across IT and facilities resources, enabling better decisions that save time and money

In today's dynamic world, it is not enough for enterprises to have basic power protection. With digital trends constantly emerging and transforming the way you do business, business continuity is all the more vital. You simply cannot afford downtime in your critical system or waste time recovering these systems after a disruption. What you need is a robust, high-speed, reliable UPS system, which offers perennial, round-the-clock protection to diverse application needs.

### Our Solution

The Liebert® ITA2™ is a fully-digital, highly reliable, double-conversion UPS solution that delivers clean and consistent power. This highly efficient solution is ideal for various deployments, whether it's IT racks, network closets, automation control systems, and precision instruments to small-sized control rooms among other edge applications.

- Cutting –edge design enables seamless integration into various ecosystems
- Tailored for global deployment in a low carbon, compact footprint

The ultimate level of engineering and dynamics that have gone beyond the development of this next-generation, innovative product facilitate top-notch availability and excellent performance at a low cost of ownership, giving you ultimate peace of mind.

## Liebert® ITA2™ 5-20kVA



5-10kVA



16-20kVA

### Application Areas

- Edge Networks
- Data Centers
- Automation industries
- Server Farms
- Workstations
- Telecom
- Marine<sup>1</sup>


## Liebert® ITA2™

### Robust power protection solution in a compact package





# Liebert ITA2™ 5-20kVA

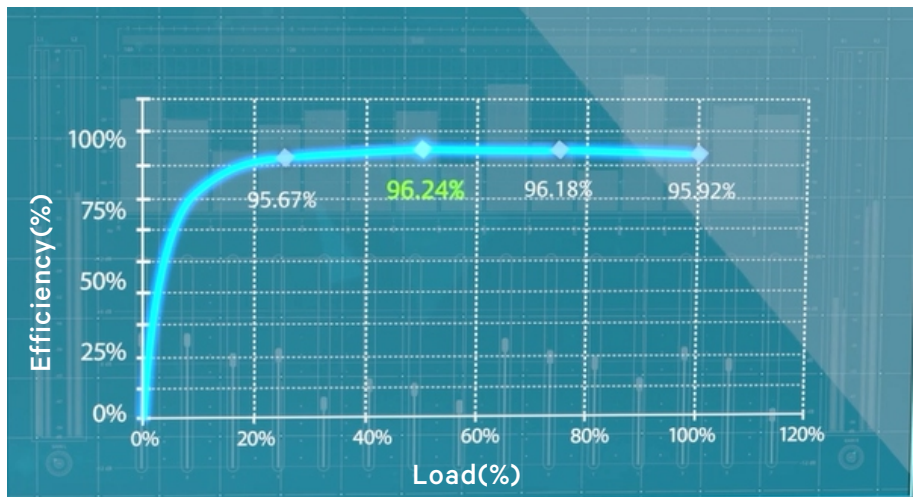


## Key Features

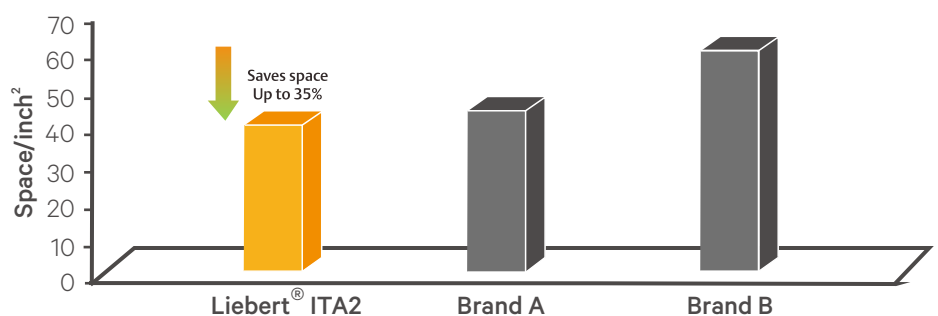
- Robust structure with cutting-edge channelized airflow design
- Wide input voltage range, making it immune to grid interference
- Programmable output outlets/terminals with cascade protection to protect key devices during heavy load
- Integrated Ethernet port with HTTP protocol compatibility & streamlined remote monitoring
- Easy to install, repair, and maintain
- Compliance with seismic conduction & vehicle carrying test
- Gravity sense LCD Display
- Turnkey Dust-resistant design with ability to operate under high ambient temperature of up to 50°C

## The Most Efficient UPS

Liebert® ITA2™ offers best-in-class efficiency of up to 96.3% over a wide range of load conditions, resulting in significant OPEX cost savings. ITA2™'s integrated Smart Sleep technology in ECO mode provides a superlative efficiency of up to 99%.



## The Most Compact UPS





Available in different wattage variations, Liebert® ITA2™ is ideal in edge of networks, light industrial applications and data centers, blending easily into any virtualized environment and providing comprehensive power protection at lower operating costs.

### Reliability in a Compact Footprint:

- Fully-digital control with high output voltage precision.
- Manages all the nine power problems including sagging, spikes, and fluctuations.
- Built-in Ethernet port includes compatibility with intelligent cards (SIC card, RDU\_SIC cards, etc.,) with browser support.
- Built-in-power charger for fast charging reduces battery charging time.
- Prolonged backup time through cascaded connection.
- Quality-tested for 1000 hours for extreme durability and extreme tolerance even in stringent condition

### High Availability

#### Early Warning of UPS System Status:

Multiple audible and visual alarms immediately alert you to critical issues.

#### Periodic Battery Testing

Provides automatic and manual self-diagnostic battery testing for peace of mind.

#### Power-Factor Correction

Prevents noise, harmonics, and distortion from being passed on to connected loads or from being fed back to the utility.

#### Lightning and Surge Protection

The transient voltage surge suppression circuitry inside the Liebert® ITA2™ provides additional protection for the connected equipment.

#### Wide Input Voltage Window

Prolongs battery life by allowing the UPS to maximize the use of utility power before transferring to the battery when the input voltage exceeds the specified limits.

## POD-Optional Accessories

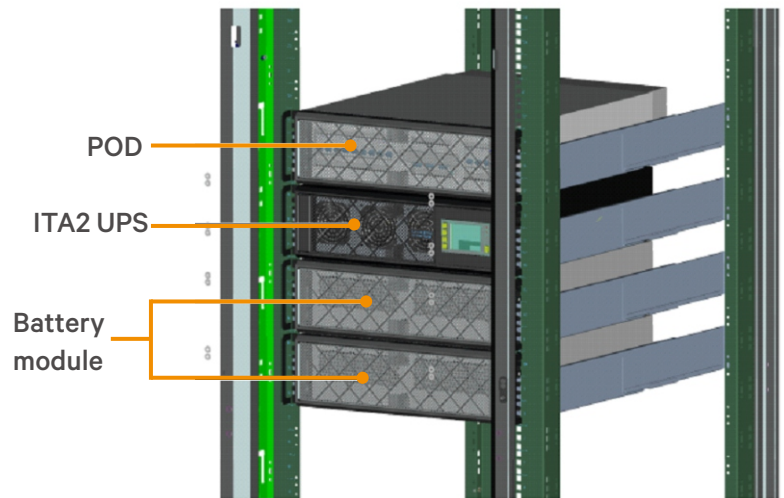
When your critical system can not afford any power loss without power, even for scheduled UPS maintenance, the Liebert POD Maintenance Bypass and Output Distribution Unit ensures continuous uptime.

It allows you to manually transfer connected equipment to utility power via a maintenance bypass switch, permitting scheduled service or UPS replacement without the need to shut down connected equipment.

Features include:

- 2U height minimizes rack space requirements
- Easy plug-and-play installation

## Isometric view of Liebert® ITA2 UPS installed in a rack-mounted alignment along with POD and Battery modules



## Battery Backup Table

Model	Model Number	Backup Time									
		5kVA	4.5kVA	4kVA	3.5kVA	3kVA	2.5kVA	2kVA	1.5kVA	1kVA	0.5kVA
5kVA	1	5.5	6.5	7.5	9.5	11.5	15.0	20.5	30.0	49.5	103.5
	2	15.0	17.5	20.5	25.0	30.5	39.0	51.0	70.0	108.0	235.0
	3	27.0	31.0	36.0	42.5	51.0	63.0	80.5	110.0	177.0	368.5
	4	39.5	45.0	51.5	60.0	71.5	87.0	104.0	156.5	246.5	502.0
	5	51.5	58.0	66.5	77.0	91.5	111.5	146.0	203.5	316.0	635.5
	6	63.5	71.5	81.5	94.5	111.5	139.5	181.5	250.5	386.0	768.5

Model	Model Number	Backup Time									
		10kVA	9kVA	8kVA	7kVA	6kVA	5kVA	4kVA	3kVA	2kVA	1kVA
10kVA	2	4.0	4.5	6.0	8.0	11.5	15.0	20.5	30.5	51.0	108.0
	3	8.0	9.5	11.5	14.5	21.0	27.0	36.0	51.0	80.5	177.0
	4	12.5	15.0	18.0	22.0	31.0	39.5	51.5	71.5	110.5	246.5
	5	18.0	21.0	25.0	30.0	41.5	51.5	66.5	91.5	146.0	316.0
	6	23.5	27.0	32.0	38.5	51.5	63.5	81.5	111.5	181.5	386.0

Model	Model Number	Backup Time									
		16kVA	14.4kVA	12.8kVA	11.2kVA	9.6kVA	8kVA	6.4kVA	4.8kVA	3.2kVA	1.6kVA
16kVA	4	7.5	9.0	10.5	13.0	16.0	21.0	28.5	41.5	66.5	145.0
	6	14.0	16.0	19.0	24.5	28.5	36.5	48.0	66.5	104.0	233.5
	8	21.0	24.5	28.5	34.0	41.5	52.0	67.0	92.0	147.5	322.0
	10	28.5	33.0	38.5	45.5	54.5	67.0	86.0	118.5	192.5	410.5
	12	35.5	41.5	48.0	56.0	67.0	82.0	105.0	148.5	240.5	498.5

Model	Model Number	Backup Time									
		20kVA	18kVA	16kVA	14kVA	12kVA	10kVA	8kVA	6kVA	4kVA	2kVA
20kVA	4	5.5	6.5	7.5	9.5	11.5	15.0	21.0	31.0	51.5	111.0
	6	10.0	11.5	14.0	17.0	21.0	27.0	36.5	51.5	81.5	181.5
	8	15.0	17.5	21.0	25.5	31.0	39.5	52.0	72.0	112.0	252.5
	10	21.0	24.5	28.5	34.0	41.5	52.0	67.0	92.5	148.0	324.0
	12	27.0	31.5	36.5	43.0	52.0	64.0	82.0	112.5	184.0	395.0

Note: Battery autonomy times and 5 year design life are based on operation at 25°C. The autonomy times are approximate and are based on fully charged batteries and can vary +/-5% because of battery manufacturing variances.



## Technical Specifications

Nominal Ratings(kVA)	5	6	10	16	20
<b>Standard/Long Backup Model</b>	ITA-05k00AL1102P00/ ITA-05k00AE1102P00	ITA-06k00AL1102P00/ ITA-06k00AE1102P00	ITA-10k00ALA102P00/ ITA-10k00AEA102P00	ITA-16k00AL3A02P00/ ITA-16k00AE3A02P00	ITA-20k00AL3A02P00/ ITA-20k00AE3A02P00
<b>Input parameters</b>					
Nominal input voltage(V)	220/230/240VAC 1-Phase, 2Wire	220/230/240VAC 1-Phase, 2Wire	220/230/240VAC 1-Phase, 2Wire 380/400/415VAC 3-Phase, 4Wire	380/400/415VAC 3-Phase, 4Wire	
Input voltage range(V)	176-288VAC at full load; 100-176VAC at linear derating; 100VAC at half load				
Nominal input frequency(Hz)	50/60				
Input frequency range(Hz)	40-70				
Input power factor(kW/kVA)*	0.99				
Current THD at full linear load(THDi%)*	<5				
<b>Battery</b>					
DC Bus Voltage	140-240VDC	140-240VDC	140-240VDC	288-480VDC	
Battery Charger max. power (A)	= 5A (Long back-up model) = 2A (Standard model)	= 8A (Long back-up model) = 4A (Standard model)	= 8A (Long back-up model) = 4A (Standard model)	= 13A (Long back-up model) = 5A (Standard model)	
Battery Option	P/C : ITA-BCI0020K01 ( built-in battery module of 16 block X 12V X 9AH) Battery cabinet Dimensions in rack arrangement-430(W) x 739(D) x 85(H)				
<b>Output</b>					
Nominal output voltage (V)	220/230/240 (1-phase)			220/230/240VAC (1-Phase), 380/400/415VAC (3-Phase)	
Nominal output frequency (Hz)	50/60				
Rated power factor(kW/kVA)	Unity				
Voltage harmonic distortion(%)	<2% for Linear loads & <5% for Non-linear loads				
Overload capacity	At 25°C: 105% ~ 125%, 5min; 125% ~ 150%, 1min; 150%, 200ms				
Crestfactor	3:1				
<b>Efficiency</b>					
Online mode efficiency	Up to 95.5%		Up to 95.8%		Up to 96.2%
ECO mode efficiency	Up to 99%				
<b>Dimensions and weight</b>					
Dimensions (W x D x H) in mm Rack Mounted Arrangement	430x450x85		430x560x85		430x570x130
Weight(kg)	11		15		23
<b>General</b>					
Nosie at 1 m(dBA)	=55			=58	
Operating temperature(°C)	0 ~ 50*				
Relative humidity (%RH)	5 ~ 95, non-condensing				
Altitude(m)	=3000m				
General and safety requirements for UPS	IEC/EN 62040-1				
EMC requirements for UPS	IEC/EN 62040-2				
UPS classification according to IEC 62040-3	VFI-SS-111				

Note: Specification are subject to change without any further notification

\* Conditions apply

Ⓞ with ABS certification



**VertivCo.com | Asia Pacific**

© 2017 Vertiv Co. All rights reserved. Vertiv and the Vertiv logo are trademarks or registered trademarks of Vertiv Co. All other names and logos referred to are trade names, trademarks or registered trademarks of their respective owners. While every precaution has been taken to ensure accuracy and completeness herein, Vertiv Co. assumes no responsibility, and disclaims all liability, for damages resulting from use of this information or for any errors or omissions. Specifications are subject to change without notice.

AP-UPS-ITA-V2-0518-EN